













T E C H N I C A L F I L E





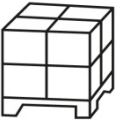

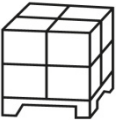
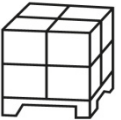
RP-51 STAIN PROTECTOR

| Materials | Types of stains, dilution and performance | | |
|---|---|--|--|
| Porcelain  | Water based stains (cola, wine, urine) | Oil based stains (vegetal and mineral oil, mayonnaise) | |
| | Pure (undiluted) | Pure (undiluted) | |
| Glazed ceramic  | 8 m ² /L to 40m ² /L | 8 m ² /L to 40m ² /L | |
| How to use | | | |
| Polished marble  | <p>Surfaces should be clean and dry. Pour product in to a container. Using a brush/roller or sponge, apply a layer to the surface. Allow to dry for 24 hours. Remove excess product (if any) with a cotton cloth..</p> <div style="display: flex; justify-content: center; gap: 10px;">     </div> | | |
| Polished granite  | | | |
| Polished terrazzo  | | | |
| | | | |
| | <p>Kind of product: solvent pH: ----- Density: 0,78 Kg/L</p> | | |

Precautions

Before application, the Surface should be clean, dry and completely free of moisture. It is recommended to work with good ventilation. Do not apply by spraying. Always carry out a small test before full application.



| | | | | | |
|---|---|---|---|---|---|
|  1L Ref. 23960 |  5L Ref. 22955 | | | | |
|  |  |  |  |  |  |
| 6 units | 2 units | 12 units | 6 units | 4 units | 2 units |